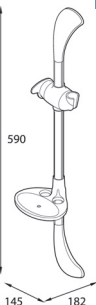
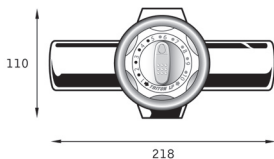
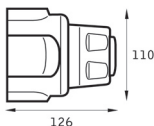
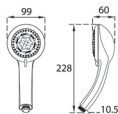


High Pressure Exposed

thermostatic mixer shower



Dimensions given are approximate

Temperature Control	Thermostatic
Plumbing System Compatibility	High pressure
Inlet Connections	15mm compression
Water Entry Points	Rising, falling, back
Outlet Connection	1/2" BSP bottom
Minimum Running Pressure/Flow	1 Bar @ 8l/min
Maximum Running Pressure	5 Bar
Maximum Static Pressure	10 Bar
Open Outlet Flowrate at 1 Bar	12l/min
Pipe inlet centres	146-160mm
Approvals, Complies with	BS-En 1111
Guarantee	3 years

Operating Features

- Thermostatic to within 2°C
- Automatic shutdown if hot or cold supplies fail
- Separate temperature and flow controls
- Adjustable maximum temperature stop
- Rub clean showerhead – 5 spray pattern
- Adjustable inlets 146mm to 160mm

Finish	Code
White/Chrome	THP81000