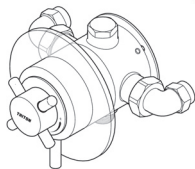
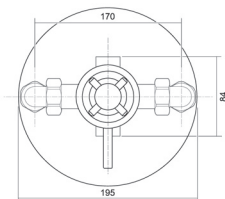
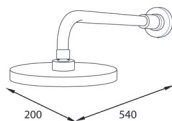
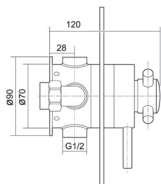


Unichrome Mersey Built-In with Fixed Head

thermostatic mixer shower



Dimensions given are approximate

Operating Features

- Thermostatic to within 2°C
- Automatic shutdown if hot or cold supply fails
- Separate flow and temperature controls
- Flow limiter supplied
- Adjustable rub clean fixed showerhead
 - Single spray pattern

| Finish | Code |
|--------|------------|
| Chrome | UNMEBTCMFH |

| | |
|---------------------------------------|-------------------------------------|
| Temperature Control | Thermostatic |
| Plumbing System Compatibility | Low and high pressure |
| Inlet Connections | 15mm compression to flat face union |
| Water Entry Points | Rising, falling, back |
| Outlet Connection | 1/2" BSP top |
| Minimum Running Pressure/Flow | 0.1 Bar @ 8l/min |
| Maximum Running Pressure | 5 Bar |
| Maximum Static Pressure | 10 Bar |
| Open Outlet Flowrate at 0.1 Bar | 5.7l/min |
| Built-In depth | 55mm minimum |
| Maximum Flow with Flow Limiter Fitted | 8l/min |
| Pipe Inlet Centres | 170mm |
| Approvals, Complies with | BS-En 1111, 1287 |
| Guarantee | 5 years |